



Anhui Lvwo Energy Technology Co., Ltd.

PRODUCT BROCHURE

绿沃产品手册

Provide Flexible and Effective Energy
Solutions for Global Partners



ABOUT US

安徽绿沃循环能源科技有限公司

安徽绿沃循环能源科技有限公司是一家专业从事研发、生产、销售磷酸铁锂电池，PACK 组件和储能系统的高科技企业。绿沃自主设计并生产的电池包广泛用于家庭储能系统，工商业储能系统，铅改锂，UPS 电源，智能换电站，基站通讯备电，便携电源，太阳能路灯，储能系统等其他重要领域。绿沃全力支持电池组专属定制，精准满足客户的多样化能源需求。

Lwvo Energy Technology Co., Ltd is a high-tech enterprise specializing in the R&D, production, sales of LiFePO4 cells and PACK assembly and energy storage system. Battery Packs produced by Lwvo Energy are widely used in residential energy storage system, commercial and industrial energy storage system, lead-acid replacement, UPS power, intelligent battery swapping stations, communication backup power, portable power supply, solar street light, energy storage system and other essential fields. Our company fully supports the exclusive customization of battery packs for precisely meeting your diverse needs.


1600+


260km²


522+



绿沃能源产业园占地 400 余亩（超过 26 万平方米），产业链涵盖正极材料、负极材料、钢壳、盖帽、隔膜、磷酸铁锂电芯、磷酸铁锂电池 PACK、大数据中心、智能换电柜、BMS、软连接、线束、钣金件、五金，纸箱等，以及与新能源电池相关的运营平台和科研院所。

Lwvo Energy industrial park covers an area of more than 400 acres (over 260,000 square meters). The industry chain includes positive electrode materials, negative electrode materials, steel shells, caps, diaphragms LiFePO4 cells, PACKs, big data centers, charging and switching cabinets, BMS, soft connectors, wiring harnesses, sheet metal cases, as well as operation platforms and scientific research institutes associated with new energy batteries.





1 Introduction of Lvwo Energy Storage Business Department

2 Core Products of Lvwo Energy Storage

3 Core Technology of Lvwo Energy Storage

4 Typical Project Achievements

5 Recycling Sector of Lvwo



Introduction of Lvwo's Energy Storage Business Department

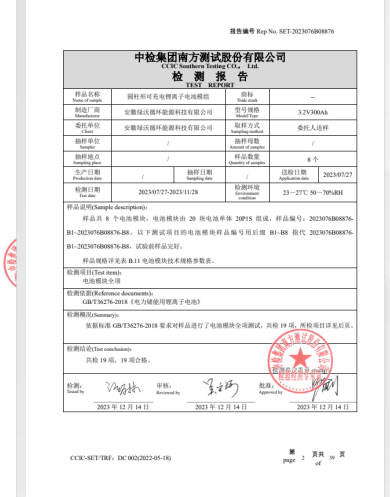
Anhui Lvwo Energy Technology Co., Ltd was established in 2017 and in 2019, Lvwo Energy became a pilot enterprise for the integration of manufacturing and the Internet in Anhui Province, serving as a director company of the Energy Storage Leader Alliance. Currently, it has formulated more than 10 energy storage standards and obtained more than 512 patents, positioning itself as a key contributor and participant in energy storage industry standards. The company also focuses on technological and pattern innovation, aiming to achieve smart energy services through intelligent manufacturing

Certification Reports

Mobile Charging Vehicle



Battery Module



A Director Leading Enterprise of the Energy Storage Leader Alliance.



National High-tech Enterprise



National Little Giant SME



National Green Supply-chain Management Enterprise

Cooperative Partners



国家电网
STATE GRID



CHINA TOWER
中国铁塔



CSG 科大智能



鹏辉能源
GREAT POWER





1600+

Staff



3

R&D
Centers



512+

Patents



300+

cooperation
customers



Million
Record

Data platform
capacity

01

About Lvwo

Production Quality Assurance



UN38.3 Certification



MSDS Certification



CE Certification



UL Certification



IEC-CB Certification




ISO14001 Certification



ISO145001 Certification



ISO9001 Certification






- 1 Introduction of Lvwo Energy Storage Business Department**
- 2 Core Products of Lvwo Energy Storage**
- 3 Core Technology of Lvwo Energy Storage**
- 4 Typical Project Achievements**
- 5 Recycling Sector of Lvwo**

Product Characteristics

- ▶ Block-based design
- ▶ High-rate discharge Performance
- ▶ Improved fault protection mechanism
- ▶ Overall heating management design
- ▶ Access to power dispatching management system

Key Features

- Integrated PCS, BMS and environmental control
- Rapid data transmission
- Multiple protection and tuning
- Event and alarm handling
- System clock synchronization
- Dual power supply



Type	40C2H25300	45C2H2500
System nominal capacity	4616kWh	5280kWh
Active power	2,300 kW	2,500 kW
Access voltage	600V /6kV-10kV-35kV	
DC voltage	1500V	
Cell specification	Yiwei Lithium Energy, Lithium iron phosphate square aluminum shell, 280Ah, 3.2V	
Cycle life	6,000 times (0.5C, 25°C, 80% DOD)	
Operating environment	Outdoor, high GP integrated system, IP54	
System dimension	40' GP 12.116*2.438*2.896 meter) TotallyDC side	45' GP 13.63*2.438*2.896 meter) TotallyDC side
Weight	< 45 Tons	< 50 Tons

First Generation of Air-Cooling Energy
Storage System

◆ CELL-LFP-280Ah



◆ Module-1P52S



◆ Battery Cluster-1P416S



◆ GP Energy Storage



Cell Parameter		
NO.	Item	Cell parameter
1	Battery type	LFP
2	Cell type	71173205-280Ah
3	Rated voltage(V)	3.2V
4	Rated capacity(Ah)	280Ah
5	Energy density (Wh/Kg)	166
6	Max continuous charging and discharging current (A)	1C Energy-based
7	AC internal resistance(Ω)	≤ 0.2
8	Cell weight (Kg)	5.38 \pm 0.05
9	Cell dimension (mm)	71.5*173.6*205
10	Cycle life	≥ 6000 @80%EOL @100%DOD ≥ 8000 @60%EOL @90%DOD

Module Box Parameter		
NO.	Item	Parameter
1	Rated voltage(V)	64
2	Rated capacity (Ah)	280
3	Series-parallel system	1P20S
4	Module weight(kg)	140KG
5	Power	17.92KWh
6	Standard charging and discharging current (C)	0.5C
7	Max continuous discharging current (A)	280(1C)
8	Charging ambient temperature ($^{\circ}$ C)	0 ~ 45 $^{\circ}$ C
9	Discharging ambient temperature($^{\circ}$ C)	-20 ~ 55 $^{\circ}$ C
10	Heat dissipation mode	Air-cooling
11	Dimension	W500*D950*H230

Battery Cluster Parameter		
NO.	Item	Parameter
1	Rated voltage (V)	1216
2	Rated capacity (Ah)	280
3	Series-parallel system	1P4380S
4	Battery cluster power	340.48KWh
5	Voltage range	1064~1387V
6	Standard charging current (C)	0.5C
7	Standard discharging current(C)	0.5C
8	Weight	2800Kg
9	Heating management	Air conditioning heating and cooling
10	Charging ambient temperature($^{\circ}$ C)	0 ~ 45 $^{\circ}$ C
11	Discharging ambient temperature($^{\circ}$ C)	-20 ~ 55 $^{\circ}$ C
12	Dimension	W1200*D100*H2500m m
13	Built-in high-voltage compartment	1

ESS System Parameter			
NO.	Item	Parameter	
1	Rated voltage (V)	1216	
2	Rated capacity (Ah)	280	
3	Series-parallel system	16P*1P380S	
4	Rated power	5447KWh	
5	Weight (kg)	56T	
6	Charging current (C)	0.5C	
7	Discharging current (C)	0.5C	
8	Charging temperature range ($^{\circ}$ C)	0 ~ 45 $^{\circ}$ C	
9	Discharging temperature range ($^{\circ}$ C)	-20 ~ 55 $^{\circ}$ C	
10	Insulation resistance(M Ω)	10M Ω	
11	GP dimension /mm	12192*2800*3200mm	
12	Key Components Inside a GP	Battery cluster	16clusters
13		Control Cabinet (Battery combiner)	2*8 Combiner 1
14		Liquid cooling unit	4*25kW
15		Fire Fighting	Perfluorinated hexanone cluster level

Second Generation of Air-Cooling Energy Storage System

◆ CELL-LFP-280Ah



◆ Module-1P52S



◆ Battery cluster -1P416S



GP Energy Storage

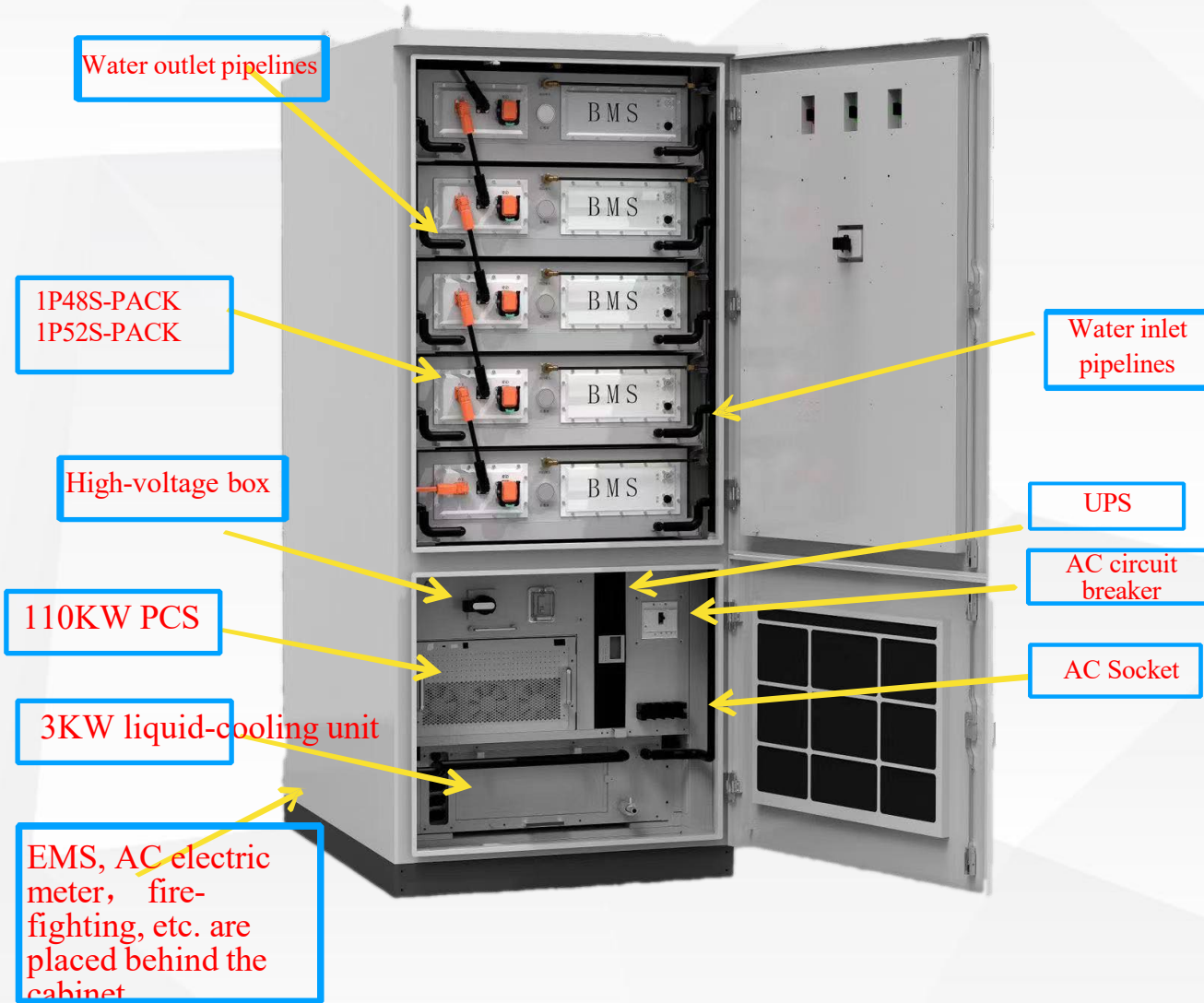


Cell parameter		
NO.	Item	Cell parameter
1	Battery type	LFP
2	Cell type	71173205-280Ah
3	Rated voltage(V)	3.2V
4	Rated capacity (Ah)	280Ah
5	Energy density (Wh/Kg)	166
6	Max. continuous charging and discharging current (A)	1C Energy-based
7	AC internal resistance(Ω)	≤0.2
8	Cell weight(Kg)	5.38±0.05
9	Cell dimension (mm)	71.5*173.6*205
10	Cycle life	≥6000@80% EOL @100% DOD ≥8000@60% EOL @90% DOD

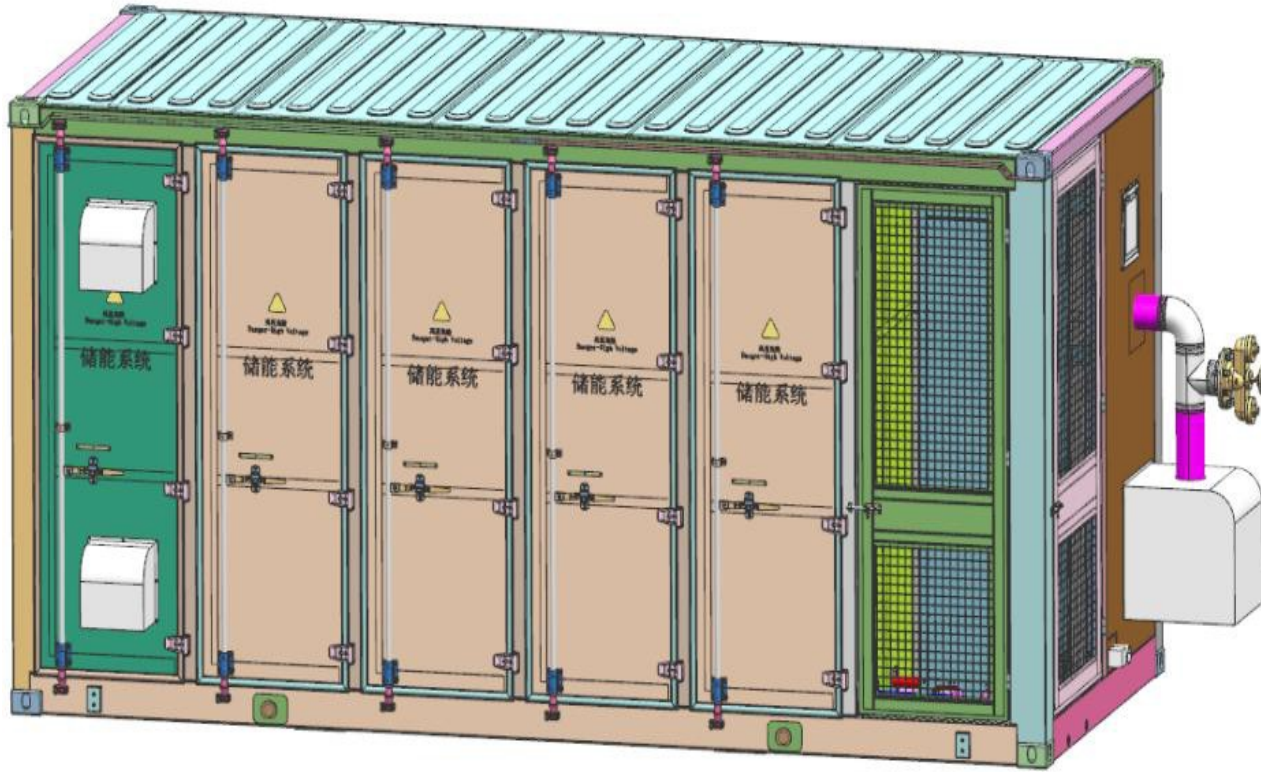
Module box parameter		
NO.	Item	Parameter
1	Rated voltage(V)	166.4
2	Rated capacity (Ah)	280
3	Series-parallel system	1P52S
4	Module weight(kg)	/
5	Power	46.59KWh
6	Standard charging and discharging current (C)	0.5C
7	Max. continuous discharging current (A)	280(1C)
8	Charging ambient temperature(°C)	0 ~ 45°C
9	Discharging ambient temperature(°C)	-20 ~ 55°C
10	Heat dissipation mode	Liquid cooling
11	Dimension	W810*D1150*H245

Battery cluster parameter		
NO.	Item	Parameter
1	Rated voltage(V)	1331.2
2	Rated capacity (Ah)	280
3	Series-parallel system	1P416S
4	Battery cluster power	372.73KWh
5	Voltage range	1164.8~1497.6V
6	Standard charging current (C)	0.5C
7	Standard discharging current (C)	0.5C
8	Weight	3300Kg
9	Heating management	Liquid cooling
10	Charging ambient temperature (°C)	0 ~ 45°C
11	Discharging ambient temperature (°C)	-20 ~ 55°C
12	Dimension	W914*D1200*H2500m m
13	Built-in high-voltage compartment	1

ESS system parameter			
	Item	Parameter	
1	Rated voltage (V)	1331.2	
2	Rated capacity (Ah)	280	
3	Series-parallel system	18P*1P416S	
4	Rated energy	6709.2KWh	
5	Weight (kg)	70T	
6	Charging current (C)	0.5C	
7	Discharging current (C)	0.5C	
8	Charging temperature range (°C)	0 ~ 45°C	
9	Discharging temperature range (°C)	-20 ~ 55°C	
10	Insulation resistance(MΩ)	10MΩ	
11	GP dimension /mm	12192*2550*3050mm	
12	Key components inside a GP	Battery cluster	18 battery clusters
13		Control Cabinet (Combiner)	2*9 Combiner 1
14		Liquid cooling unit	2*40kW
15		Fire fighting	Perfluorinated hexanone cluster level

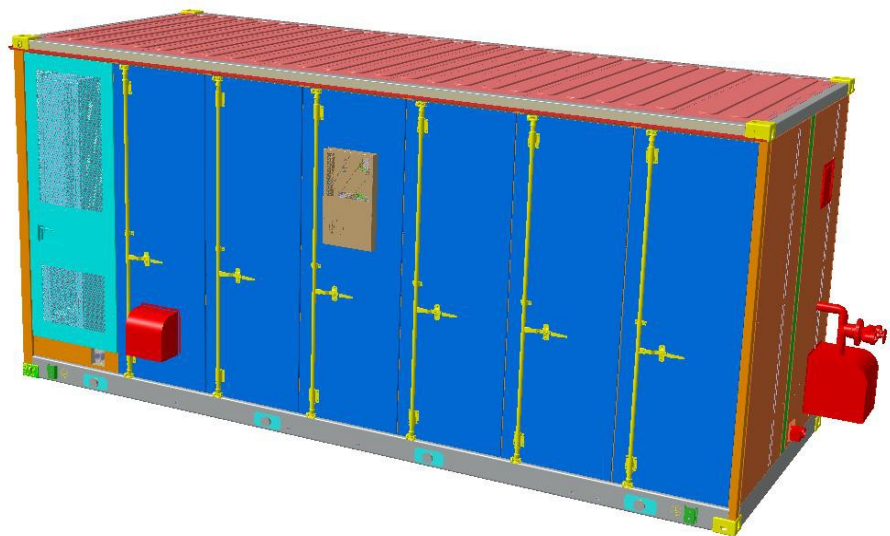
Liquid Cooling All-in-one
Machine

Item	Technical parameters		
System parameter	110kW/215kWh	110KW/233KWh	125KW/260KWh
Series-parallel system	1P48S	1P52S	1P52S
Cell	280Ah	280Ah	314Ah
System voltage	600~876V	650~949V	650~949V
Module number	5		
Fire protection system	Perfluorohexanone; PACK level monitoring and protection; 4-in-1 detector (CO,VOC, Smoke Detector,temperature Detector)		
Temperature control system	Liquid-cooling unit 3kW		
Max. charging and discharging ratio	0.5C	0.5C	0.5C
Communication mode	RS485,Ethernet,CAN		
Cabinet dimension	W965*D1300*H2290 ((Excluding ring height))		
Ambient temperature	-30°C ~ 60°C		
Total weight	2430Kg	2610Kg	2890Kg
Ingress protection	IP54		
Equipment included	PCS, battery pack, bus control box, fire-fighting, cabinet, cables in the box, etc		



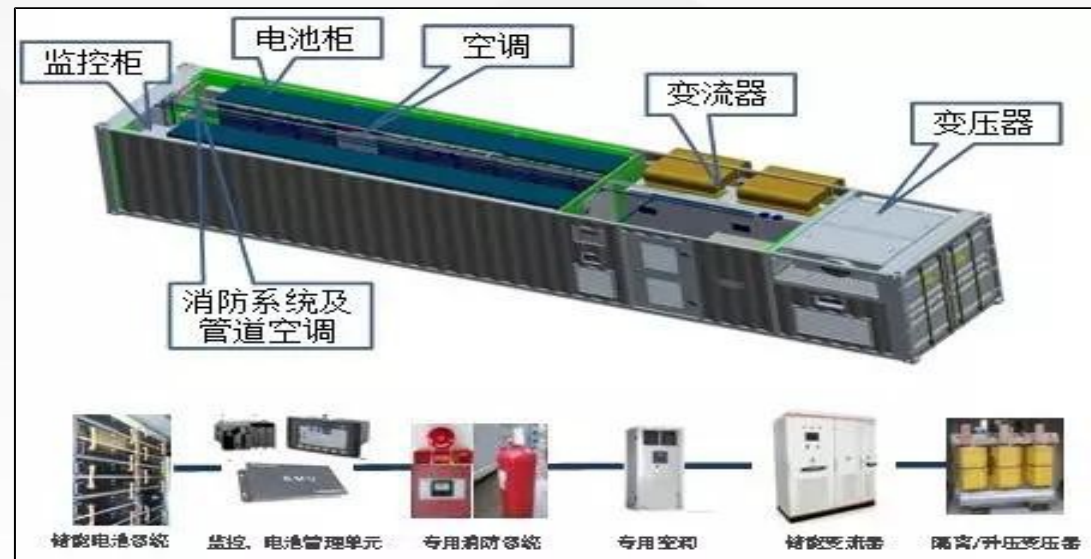
Schematic diagram of appearance

Item	Technical parameters		
System parameters	1.625MW/3.25MWh	1.675MW/3.35MWh	1.548MW/3.096MWh
Series-parallel system	7/1P52S+1/1P39S	1P52S	1P48S
Battery cluster	9 Clusters	9 Clusters	9 Clusters
System	9 Clusters/1P403S	9 Clusters /1P416S	9 Clusters/1P384S
Cell	280Ah	280Ah	280Ah
System voltage	1088.1~1450.8V	1123.2~1497.6V	1036.8~1382.4V
Fire protection system	Perfluorohexanone + water immersion scheme; Cabin level detection, cabin level spraying, PACK level detection, PACK cluster spraying;		
Temperature control system	Liquid cooling unit 40kW, dehumidification air conditioning battery compartment 2KW, electrical compartment 1.5KW		
Security and protection system	The electrical and battery compartments are each equipped with an explosion-proof camera and water immersion sensors, temperature and humidity sensors.		
Max. charging and discharging ratio	0.5C	0.5C	0.5C
Communication mode	CAN/RS485、Ethernet port		
Cabinet dimension	20'GP		20'GP
Ambient temperature	-30°C ~ 60°C (Charging 0°C~55°C, discharging -20~60°C)		
Energy efficiency	≥90%		
Total weight	36t	37t	35t
Ingress protection	IP54		
Equipment included	PCS, battery pack, bus control box, fire-fighting, cabinet, cables in the box, etc		



Schematic diagram of appearance

Item	Technical parameters			
System parameter	2.065MW/4.13MWh	2.235MW/4.47MWh	2.315MW/4.63MWh	2.508MW/5.016MWh
Series-parallel system	1P48S	1P52S	1P48S	1P52S
Battery cluster	12 clusters	12 clusters	12 clusters	12 clusters
System	12clusters/1P384S	12 clusters/1P416S	9 clusters/1P384S	12 clusters/1P416S
Cell	280Ah	280Ah	314Ah	314Ah
System voltage	1036.8~1382.4V	1123.2~1497.6V	1036.8~1382.4V	1123.2~1497.6V
Fire protections system	Perfluorohexanone + water immersion scheme; Cabin level detection, cabin level spraying, PACK level detection, PACK cluster spraying;			
Temperature control system	Liquid cooling unit 60kW, dehumidification air conditioning battery compartment 2KW, electrical compartment 1.5KW			
Security and protection system	The electrical and battery compartments are each equipped with an explosion-proof camera and water immersion sensors, temperature and humidity sensors.			
Max. charging and discharging ratio	0.5C	0.5C	0.5C	0.5C
Communication mode	CAN/RS485、 Ethernet port			
Cabinet dimension	6700*2650*2986mm			
Ambient temperature	-30°C ~ 60°C (charging 0°C~55°C, discharging -20~60°C)			
Energy efficiency	≥90%			
Total weight				
Ingress protection	IP54			
Equipment included	PCS, battery pack, bus control box, fire-fighting, cabinet, cables in the box, etc			



External Dimension: 9125*2438*2896mm;

Total Power: 1380 kWh (690V 2000Ah, fully charged in 2.5 hours);

Usable power: >1175 kWh (Utilizing a staggered charging period for 20 dump trucks at 55-60 kWh per truck);

Input: AC 380V/DC charging (via charging station);

Output: 360 kW dual-gun DC (capable of charging four dump trucks simultaneously, with each truck needing 1.5 hours to fully charge), and 380V AC mains electricity.



◆ AC and DC output (48V · 220V) Suitable for field work needs.





1

Introduction of Lvwo's Energy Storage Business Department

2

Core Products of Lvwo Energy Storage

3

Core Technology of Lvwo Energy Storage

4

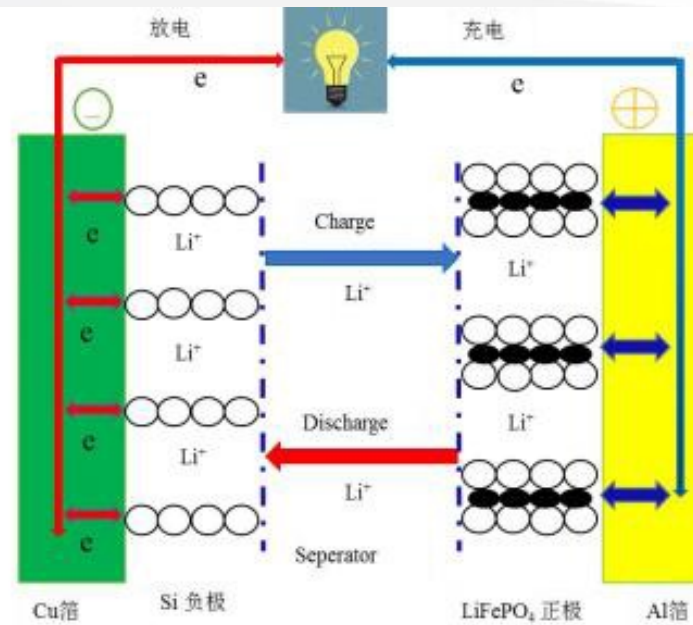
Typical Project Achievements

5

Recycling Sector of Lvwo

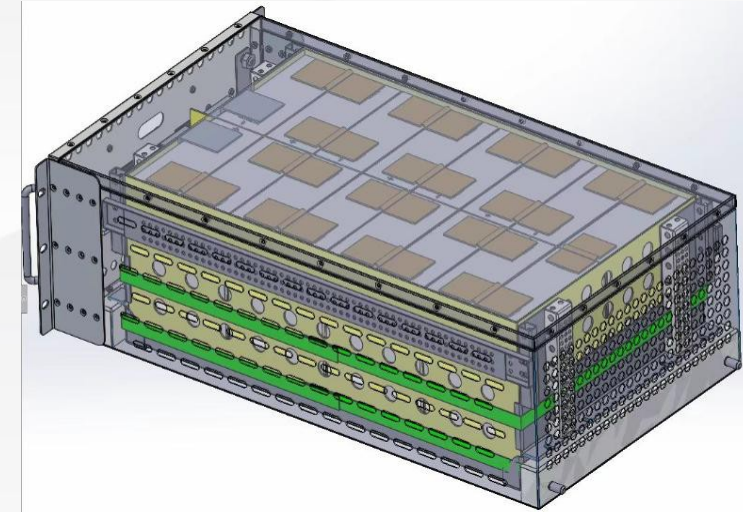
The selection of cell

- The cell features a four-fold safety protection design.
- When internal pressure increases, the positive terminal's lug will break.
- A fuse device connects the negative terminal's lug to the steel casing.
- The steel pipe efficiently conducts bottom internal pressure to the cap. Once it reaches 1.8 MPa, the safety valve opens, allowing gas to escape and preventing explosion risks.
- After safely opening, the electrolyte sprays out, and the safety pouch expands outward, reducing internal pressure and isolating air contact.

线
封

The design of battery module

- ◆ - Laser welding bus bars feature with low impedance and high strength.
- ◆ - A dedicated wiring harness integration board prevents short circuits caused by harness damage.
- ◆ - The cells have insulating films covering the housing, while the electrodes and bus bars utilize a plastic slot, designed to prevent electric leakage.
- ◆ - All materials meet the VO flame retardant rating.
- ◆ - The enclosure complies with national standards which are concerning thermal dissipation.
- ◆ - The battery box design carefully considers strength, ventilation, and ensures that connections under any circumstances will not suffer short circuit.
- ◆ - Provisions for gas-liquid inlets are included.



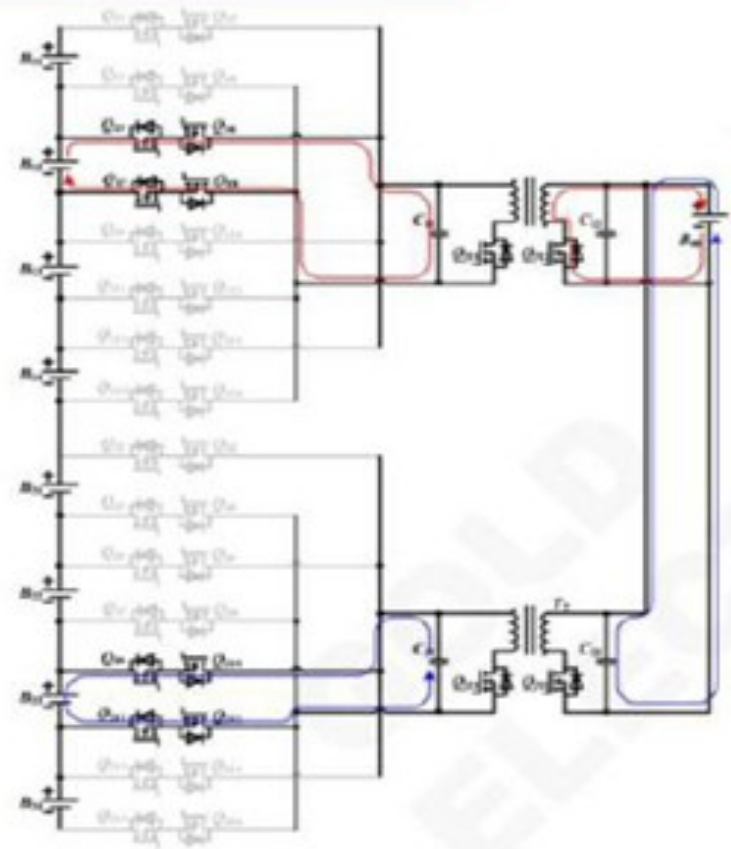
The design of the battery cabinet

- The structure must ensure safety and reliability, providing adequate mechanical strength to prevent any shaking or deformation during components installation and operation.
- Testing and simulation must comply with UN38.3 Lithium Battery Transportation Requirements to ensure safety over long distances.
- The electrical cabinet features ventilation channels on both sides, with a fan at the front to maintain consistent battery temperature, keeping the temperature difference between cells within 5°C.
- The battery cabinet and rear of the electrical box should equip with reserved fire intake/liquid interfaces.
- High and low voltage lines, along with signal cables, must be routed through separate conduits to avoid interference and thus ensure safety.



Safe BMS to achieve battery charging and discharging safely and reliably.

- Achieving energy transfer between any cell and maintaining balance across packs via a DC bus.
- Facilitating bi-directional energy transfer with an efficiency up to 80%.
- Supporting a bi-directional balancing current:5A.
- Exhibiting strong reliability and anti-interference capabilities.
- Utilizing a comprehensive balancing strategy based on cell voltage, cell SOC, cell SOH, and historical data.
- Significantly enhancing consistency, usable capacity, and cycle life of battery packs.



Consider every stage from Design to Use, Management, Warnings, Protection, Operation, Detection, Isolation, and Extinguishing. Follow the principle of “Prevention first, Combining Prevention and Control” to systematically solve the safety management issues of energy storage's BMS.

BMS Protection Strategy

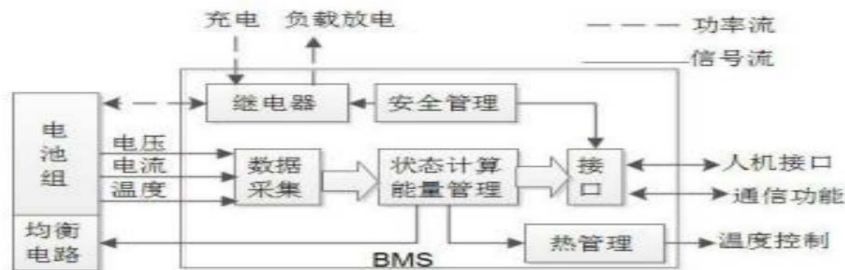
BMS employs a three-tier fault classification system and features a feedback mechanism.

Level one faults trigger an alarm and illuminate the fault indicator light.

Level two faults notify the Power Conversion System (PCS) to suspend charging and discharging.

Level three faults result in the disconnection of the main circuit breaker.

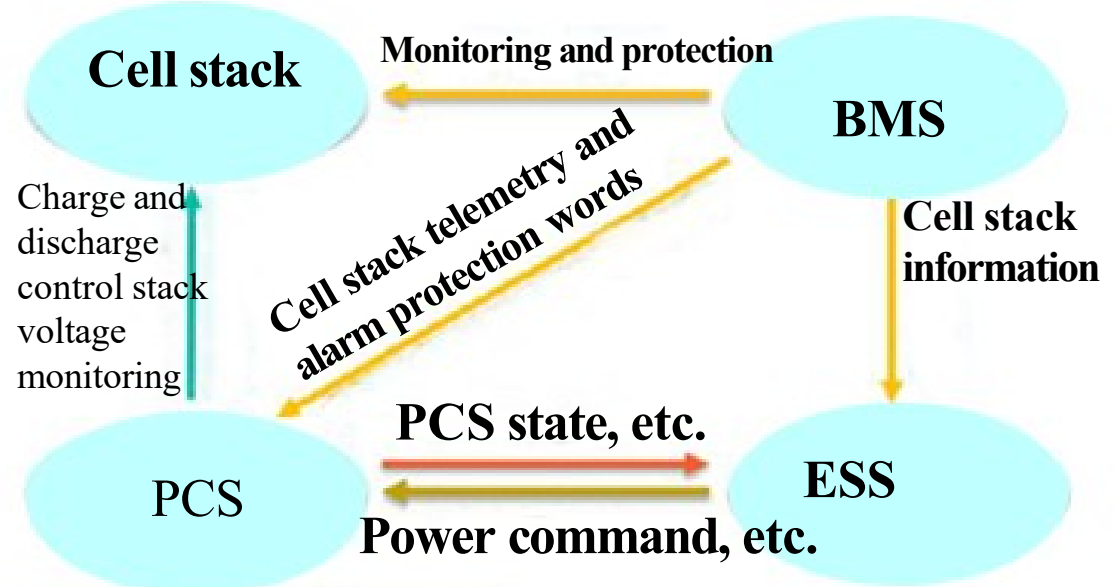
This strategy ensures the safe and reliable operation of the battery system.



NO.	Warning protection item
1	High temperature
2	Low temperature
3	Cell over voltage
4	Cell under voltage
5	Battery cluster over voltage
6	Battery cluster under voltage
7	Battery cluster charge over current
8	Battery cluster discharge over current
9	Insulation
10	Temperature imbalance
11	Voltage imbalance

BMS and PCS linkage control, monitoring and control system

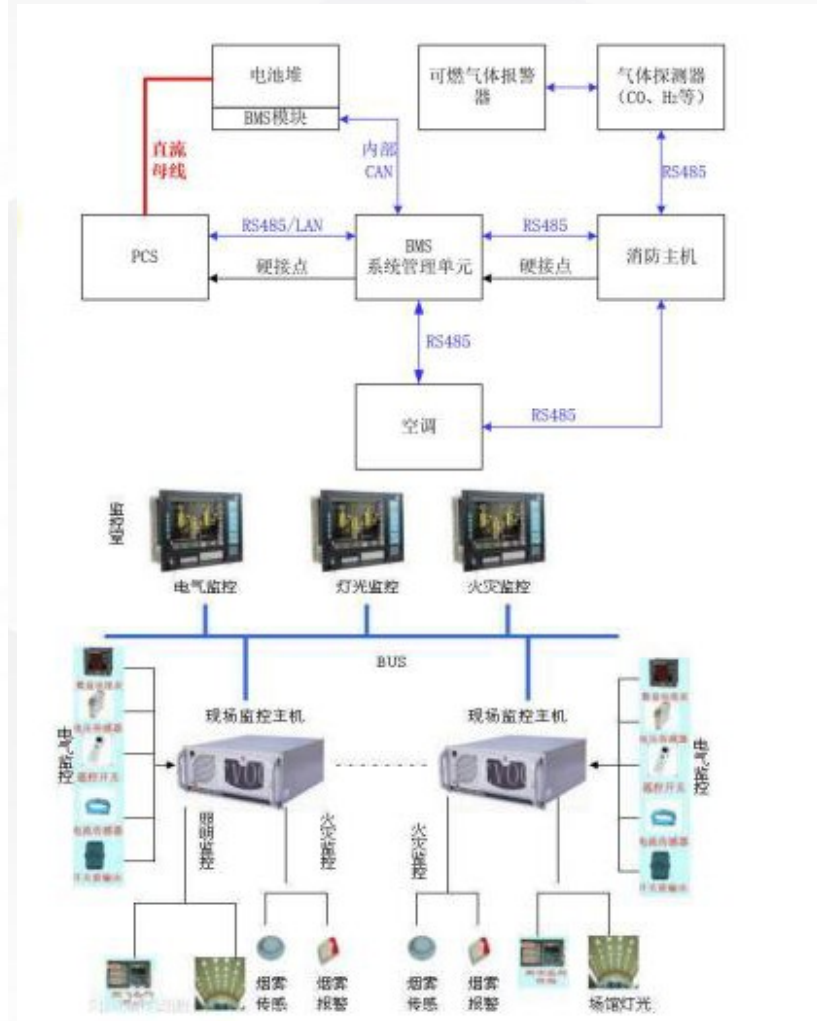
BMS gathers information from the battery pack and processes it. It interacts with the Power Conversion System (PCS) and the Energy Storage System (ESS). The BMS supports sending telemetry and alarm protection data to the PCS via the Modbus protocol. It also transmits battery pack information to the monitoring system using the 104 protocol. Both the PCS and monitoring system share BMS data. They collaborate with the BMS to implement charging and discharging control strategies, along with alarm protection.



Fire-fighting warning design

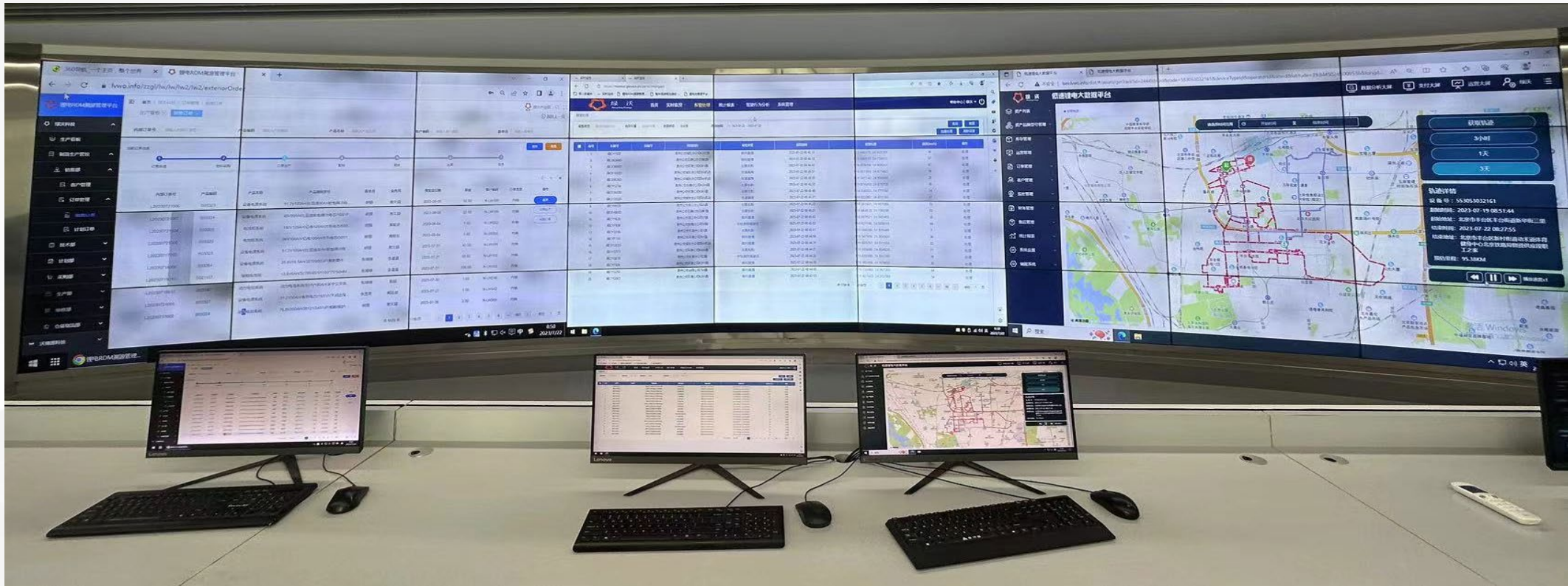
Utilizing various monitoring methods and detection logic for fire alerts is crucial. When thermal runaway occurs, the battery box, clusters, or even the battery compartment can be filled with flammable gases. Among these, CO and H₂ serve as the most evident indicators of battery thermal runaway. By monitoring the concentration of these combustible gases, early warnings can be issued in conjunction with BMS control.

Additionally, incorporating composite detectors (for smoke, temperature, and combustible gases) within the battery box or cluster enables localized early warning and the release of firefighting agents, ensuring precise alerting, detection, and release.





Safety Monitoring Operation and Maintenance

Lvwo's big data platform ensures the collection of energy operation data from the source, network, load, and storage across various scenarios. It enables smart equipment functioning and promotes intelligent collaboration between the station and cloud intelligence. The platform accommodates multiple communication access methods and caters to diverse energy application scenarios, facilitating the cloud integration of various energy devices and supporting businesses in achieving smart energy management.



03 Battery Line





Ultra-pure
water system




Electrochemical
workstation



Video microscope



Inert atmosphere
glove box




BET



GC-MS



Laser particle
size analyzer



1

Introduction of Lvwo Energy Storage Business Department

2

Core Products of Lvwo Energy Storage

3

Core Technology of Lvwo Energy Storage

4

Typical Project Achievements

5

Recycling Sector of Lvwo

04

Project
achievements

Anhui 0.5MW/1MWh Microgrid System-2019.10



Thailand's Ministry of Science and Energy Storage Project 10MW-2020.6



Brazil's Energy Storage Project

2MWh-2020.8



Austria's Energy Storage Project

8MWh-2021.5



Huizhou, Guangdong Province 10MW/20MWh- (China Southern Power Grid)



10MW/54MWh Project in Taizhou, Jiangsu Province -2021.12



电能易购（北京）科技有限公司二〇二二年度第三批电商化采购（塔筒法兰、塔筒钢板、储能设备、光伏玻璃、光伏组件边框）

招标结果公告

各投标人：

电能易购（北京）科技有限公司二〇二二年度第三批电商化采购（塔筒法兰、塔筒钢板、储能设备、光伏玻璃、光伏组件边框）招标评标工作已经结束，本次招标的招标结果如下：

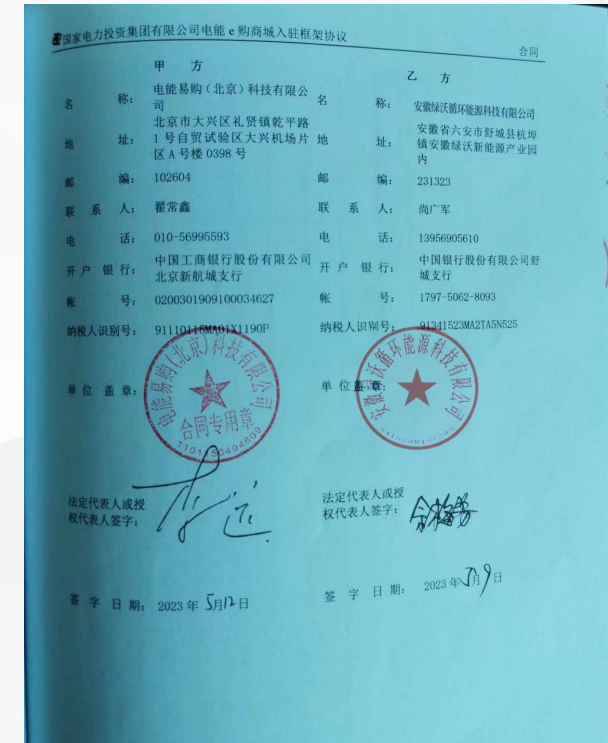
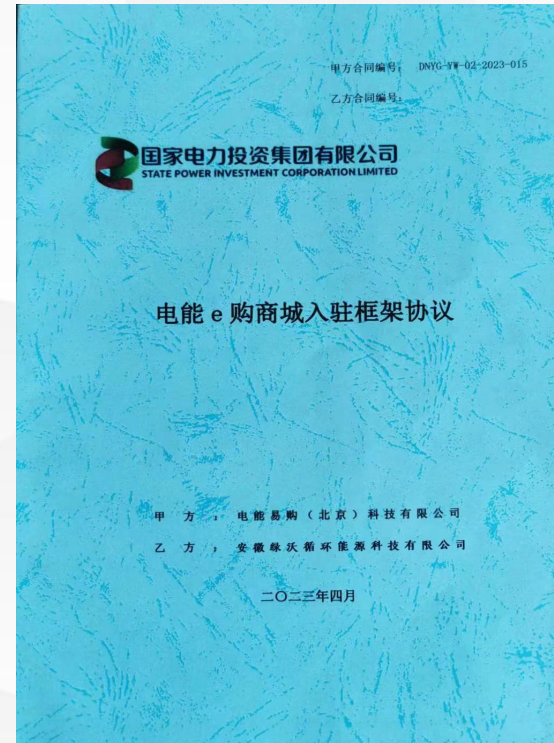
序号	标段编号	标段名称	中标人
1	DNYZC-2022-09-03-04	储能电池簇及成套标段 4	安徽绿沃循环能源科技有限公司

任政



2022年11月06日

Anhui Lvwo signed the "*Framework Agreement for the Entry of Power E-Shopping Mall*" with Power E-Buy (Beijing) Technology Co., Ltd., a subsidiary of State Power Investment Co., Ltd., and became a qualified supplier of the company.



Optical Storage Project in Dongying, Shandong Province -2023.11



山东省东营市
2023.11.10 04:39



10 山东百悦农业科技有限公司
11.10 04:35



10 山东百悦农业科技有限公司
11.10 04:35

Photovoltaic energy storage, office loading electricity usage, and backup power supply.



10 山东百悦农业科技有限公司
11.10 04:35



10 山东百悦农业科技有限公司
11.10 04:35



10 东胜信远
11.10 04:39

Zhangye, Gansu Province 120MWH- (Shanghai Electric Group Co Ltd;)



120MWh Energy Storage Project in Zhangye, Gansu Province -2024.3



220MWh Mobile Energy Storage Vehicle -2021.4



1.493MWH Mobile Charging Vehicle Project in Xinjiang Province -2024.3




The 1.493MWH mobile vehicle of Anhui Lvwo Energy consists of a chassis, a pack, and a distribution box for the charging BMS. It features a cluster of 337.248kWh batteries that support on-board mobile charging.

The 360kW dual-gun DC charging station can simultaneously charge four electric vehicles, effectively alleviating peak load issues and reducing strain on the power grid.



Other Service Examples





1

Introduction of Lvwo Energy Storage Business Department

2

Core Products of Lvwo Energy Storage

3

Core Technology of Lvwo Energy Storage

4

Typical Project Achievements

5

Recycling Sector of Lvwo

05

Recycling

Utilizing closed and fully automated disassembly equipment, crushing and sorting devices, recycling and regeneration systems, along with environmental control tools, creates a comprehensive recycling solution.



中华人民共和国商务部

再生资源回收经营备案企业

备案企业：安徽绿沃循环能源科技有限公司

法定代表人：王焕根

备案号：341523000003

商务部备案查询网址：<http://www.mofcom.gov.cn>



再生资源回收服务企业资质证书

安徽绿沃循环能源科技有限公司

经审核，符合锂电池再生资源回收服务资质评定的标准要求，评定为：

一级

证书编码：HXRQ202305098842

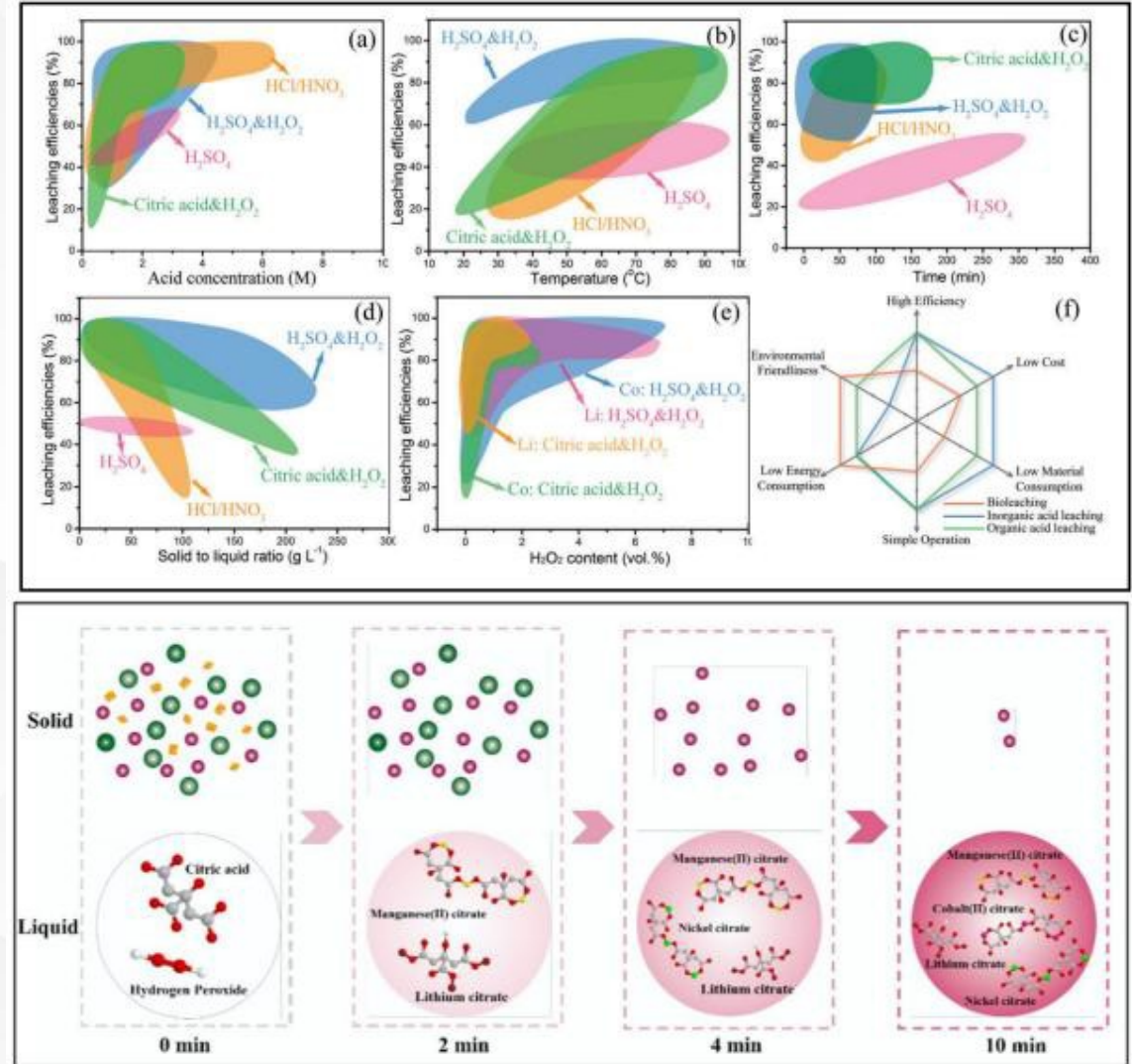
有效期限：2023-05-09至2026-05-08

查询网址：www.hxrq-credit.cn

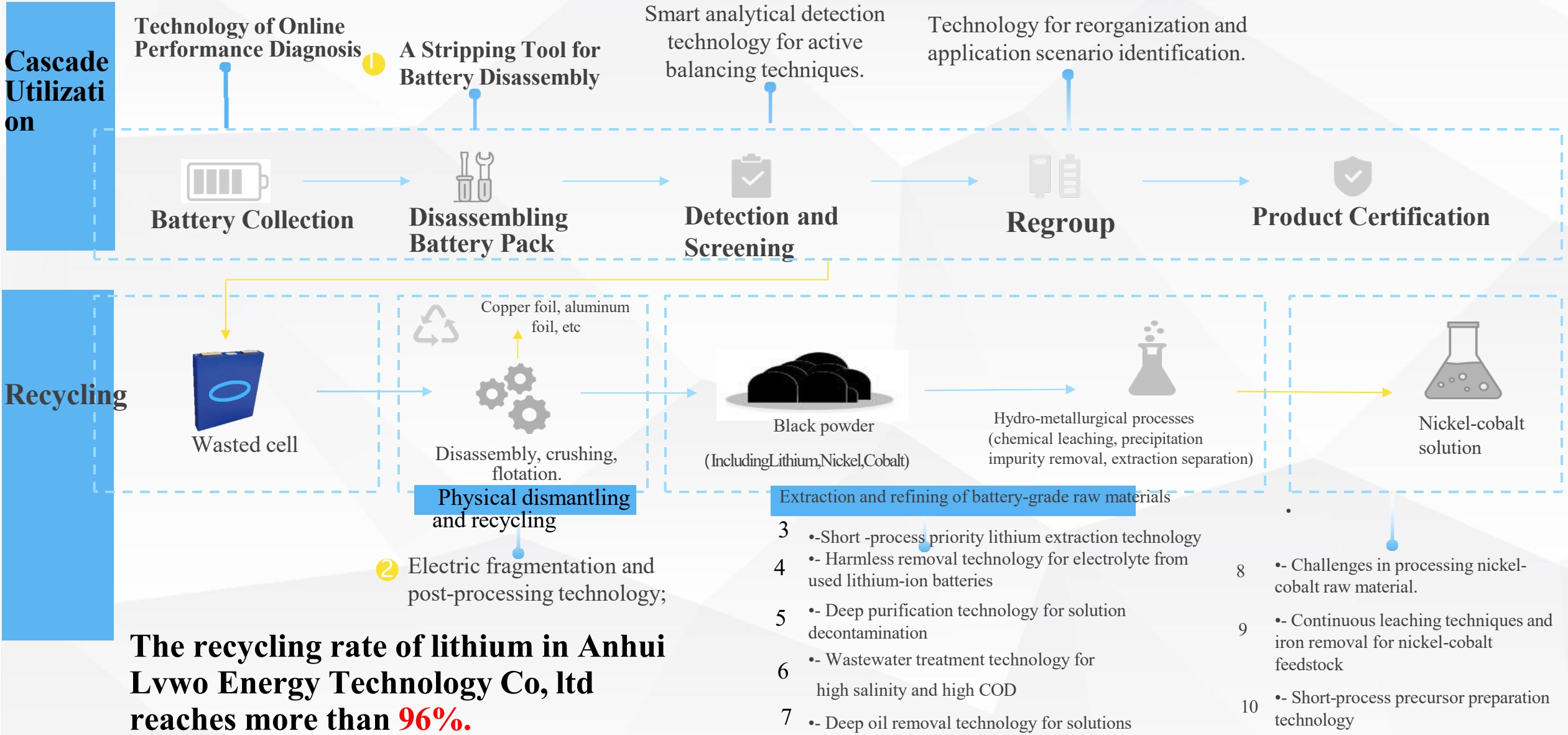


✓ High-valued material black powder

- Ternary material black powder after multi-stage sorting;
 - A comprehensive exhaust treatment system ensures compliant emissions;
 - An efficient dust handling system collects production process effectively.
-
- ✓ - Developing hydro-metallurgical crushing technology for retired power batteries, and creating a water recirculation system to minimize wastewater treatment and dry process dust pollution.
-
- ✓ - Researching acid-free preferential lithium extraction technology, and significantly reducing acid consumption and shortening the purification process.
-
- ✓ - Innovating deeply selective stepwise impurity removal and ternary precursor compensation restructuring technology.



05 Recycling



The recycling rate of lithium in Anhui Lvwo Energy Technology Co, ltd reaches more than 96%.

- 3 •-Short -process priority lithium extraction technology
- 4 •- Harmless removal technology for electrolyte from used lithium-ion batteries
- 5 •- Deep purification technology for solution decontamination
- 6 •- Wastewater treatment technology for high salinity and high COD
- 7 •- Deep oil removal technology for solutions

- 8 •- Challenges in processing nickel-cobalt raw material.
- 9 •- Continuous leaching techniques and iron removal for nickel-cobalt feedstock
- 10 •- Short-process precursor preparation technology



One-Stop Solutions
Worldwide Collaboration
Become Our Partner and Unlock Endless Possibilities



Official Website
lwo-energy.com